

# Pedro



**Frame composition:** hardwood, beech plywood and chipboard

**Base and feet:** High-resistance metal

**Suspensions:** elastic belts

**Interiors:** high quality polyurethane foam

**Seat density:** 45 kgs/m<sup>3</sup>

**Back density:** 23 + 28kgs/m<sup>3</sup>

**Arm density:** 30 kgs/m<sup>3</sup>

## Coverings available

**Leather Montana:** buffalo corrected grain pigmented leather, chrome tanning

**Leathers Royal / Safari / Ambition:** pigmented corrected grain cowhide, chrome tanning

**Leather Navajo:** pigmented corrected grain cowhide, hand aged

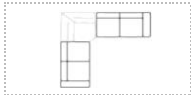
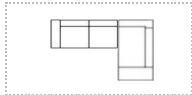
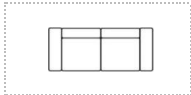
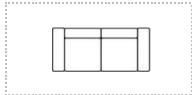
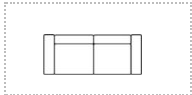
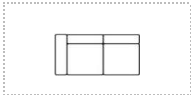
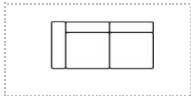
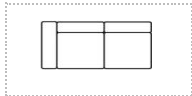
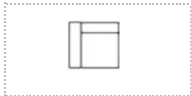

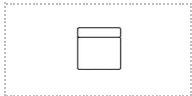
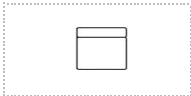
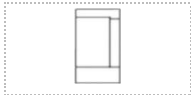
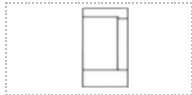
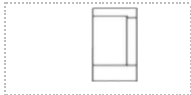
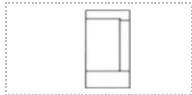


**Leather Cheyenne:** pigmented corrected grain cowhide, vacuum-sealed chrome tanning

**Fabrics:** Bardi selection

## Modularity (cm)

**Seat height** 43

**Seat depth** 57

						
<b>Element</b>	3 Str. 1 arm L + corner + 2.5 Str. 1 arm R	3 Str. 1 arm L + Ottoman XXL	Sofa 3 Str.	Sofa 2.5 Str.	Sofa 2 Str.	2 Str. 1 arm L/R
<b>W / H / D</b>	218/76-100/103		198/76-100/103	178/76-100/103	146/76-100/103	
<b>Code</b>	D3		D2'5	D2	T2 S/D	
						
<b>Element</b>	2.5 Str. 1 arm L/R	3 Str. 1 arm L/R	1 Str. 1 arm MEDIUM L/R	1 Str. 1 arm LARGE L/R	1 Str. no arm MEDIUM L/R	1 Str. no arm LARGE L/R
<b>W / H / D</b>	166/76-100/103	186/76-100/103	99/76-100/103	109/76-100/103	67/76-100/103	77/76-100/103
<b>Code</b>	T2'5 S/D	T3 S/D	T1M S/D	T1L S/D	1M	1L
						
<b>Element</b>	Ottoman L/R	Ottoman XXL L/R	Recamier (ottoman w/h armrest) L/R	Recamier XXL (ottoman w/h armrest) L/R	Chaise Longue	Corner
<b>L / H / D</b>	111/76-100/223	111/76-100/232	111/76-100/223	111/76-100/232	111/76-100/183	113x113
<b>Code</b>	OT S/D	OTL S/D	OTF S/D	OTLF S/D	CL S/D	A

# Pedro



**Element** Footstool  
SQUARE

**L / H / D** 90/42/70

**Code** PFR